

e-z theory: The Treble Clef

In these exercises you will learn how to draw and master the treble clef.

1

Drawing the clef

Try drawing some treble clefs on the stave below:



2

About the clef

Give another name for the treble clef:

Explain why it has this name:

3

Name the notes

Name each note by writing its letter beneath it:





Hints and tips

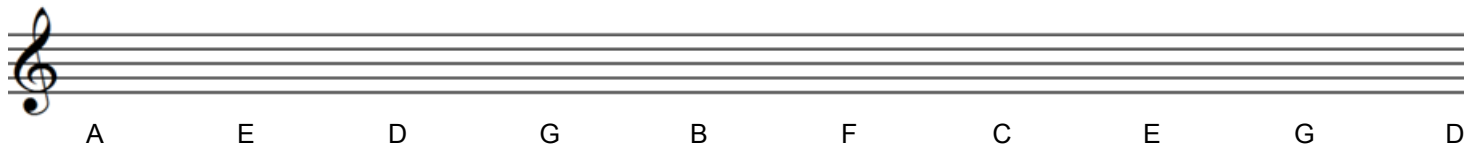
If you need any help, watch our e-zone video on the stave and the treble clef.



4

Write the notes






Write each note on the staff according to the letter - in some cases, there is more than one possible note:



5

Words from notes

Find the word made by the names of these notes:



2

